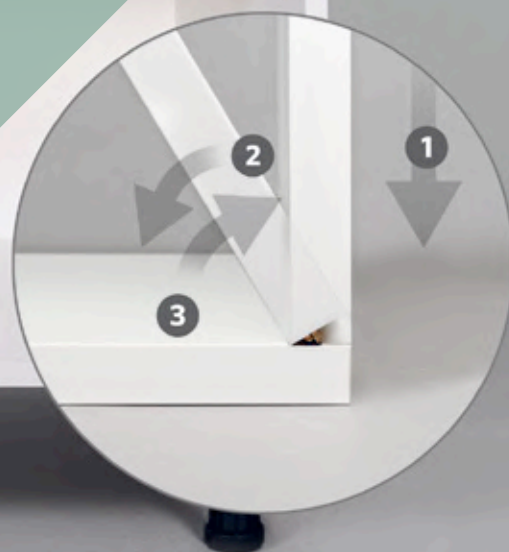



# CABINET RANGE INTRODUCTION (CLICBOX)




## 4 COLOUR OPTIONS




**White**  
Kronospan: K101



**Grey**  
Kronospan: 0112



**Anthracite**  
Kronospan: 0164



**Urban Oak**  
Kronospan: K005



Cert No. PC0051

The ClicBox Kitchen Range has been tested at FIRA International Ltd and successfully meets the structural performance requirements of FIRA Gold certification to Heavy Domestic / Contract Kitchen Furniture: FPG S006 - Level H Specification.

ClicBox By BA is an unique concept in kitchen cabinets. Using the patented UNICLIC for furniture technology, means the different components just clic together. This is set to revolutionise cabinet assembly.

# EASY AS

1

2

3



0:00



0:06




0:15



0:24



0:30



## ✓ THE UNICLIC TECHNOLOGY

The UNICLIC technology is a tongue and groove solution which enables a click connection at an angle of 90°. This revolutionary technology makes it possible to assemble flat packed kitchen cabinets by simply clicking the components together, without requiring any tools or screws!



## ✓ STRONGER CONNECTION

The click connection is stronger than a traditional assembly system as the joints interlock along the entire assembly length instead of only on 2 fixing points.



## ✓ NO VISIBLE FITTINGS

As there are no fittings required with UNICLIC, the technology is completely invisible.



ClicBox Sample Cabinet Panels are a mix of the 4 ClicBox colour options.

370H x 250W x 265D  
Code: **PROCBSC**  
£10.00/€12.00



Watch the ClicBox video to see how easy & quick assembly is.  
[byba.co.uk/clicbox](http://byba.co.uk/clicbox)




# ► CHANGE THE WAY YOU THINK & WORK

- ✓ **Assemble on site.**
- ✓ **No tools, no missing fittings.**
- ✓ **Less chance of damage in transit.**
- ✓ **67% saving in vehicle space.**
- ✓ **Suitable for limited access areas.**
- ✓ **Ideal for multiple floor buildings.**
- ✓ **Less time, more profit.**
- ✓ **Standard size cabinets despatched in 48 hours.**



## PRODUCT FEATURES THAT MAKE THE DIFFERENCE



18mm thick MFC panels, 1mm ABS on leading edges



8mm solid MDF back



No fittings because of UNICLIC technology



Solid top and bottom are interchangeable



18mm adjustable shelves; 3 possible heights



Tool-less adjustable legs. Height - 150mm




Tool-less solid centerpost with a unique Turnfastener technology



Tool-less and adjustable concealed hanging bracket system



Wall Cabinets are 330mm deep with 18mm void. Internal depth 304mm



Base Cabinets are 570mm deep with 49mm void. Internal depth 513mm



Cover Caps 5mm colour matched and come as standard with every cabinet order



The mark of responsible forestry

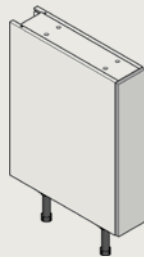
**ClicBox**  
is FSC® Certified



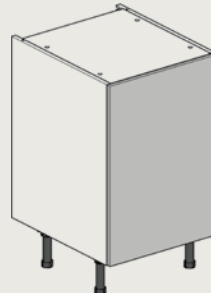
## ► BASE CABINETS

ClicBox cabinet range is pre-drilled to suit Hettich hinges and drawers (page 102-104).

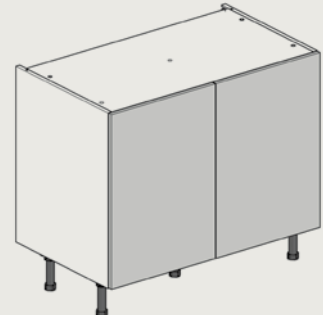
- ✓ All base Cabinets are 720mm H x 570mm D
- ✓ Includes tool-less adjustable legs 150mm H
- ✓ Hinge plate positions are centred 100mm top and bottom to suit a door drilling of 98mm top and bottom
- ✓ Hinge plate positions are pre drilled for euro screws



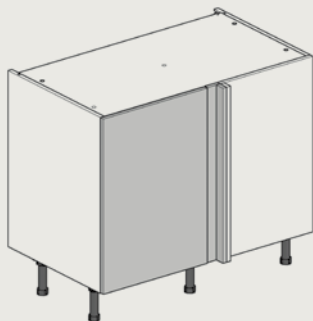
**Highline Base**  
150 Wide



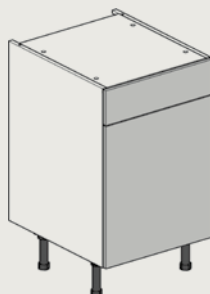
**Highline Base**  
300/400/450/500/600 Wide



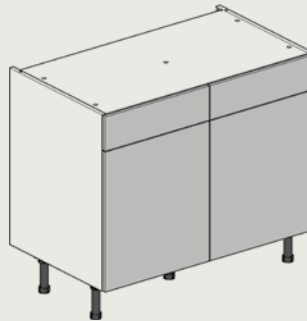
**Highline Double Base**  
700/800/900/1000 Wide



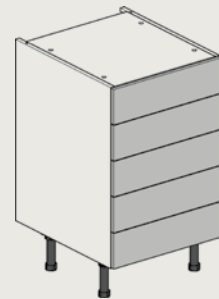
**Blind Corner**  
1000 Wide



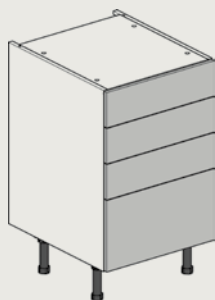
**Drawerline Base**  
300/400/450/500/600 Wide



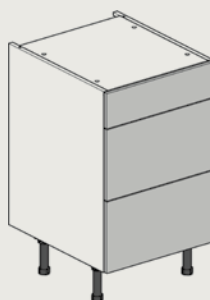
**Drawerline Double Base**  
800/900/1000 Wide



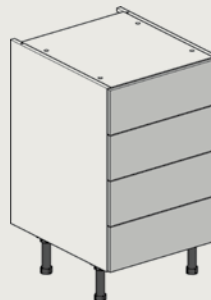
**5-Drawer Pack**  
(5 standard drawers)  
300/500/600 Wide



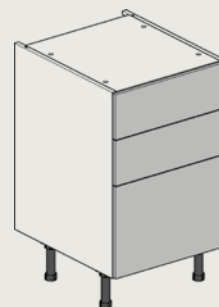
**4-Drawer Pack**  
(3 standard + 1 pan drawer)  
500/600 Wide



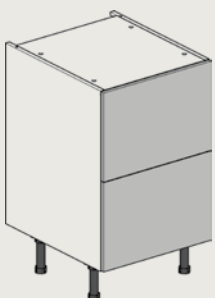
**3-Drawer Pack**  
(1 standard + 2 pan drawers)  
500/600/800/900/1000 Wide



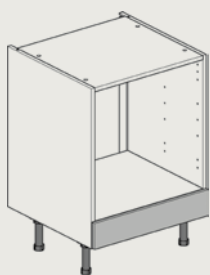
**4-Drawer Pack**  
(4 standard drawers)  
400/500/600 Wide




**3-Drawer Pack**  
(2 standard + 1 pan drawer)  
500/600 Wide



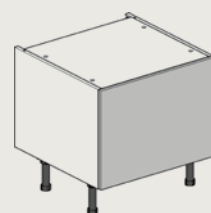
**2-Drawer Pack**  
(2 pan drawers)  
500/600/800/900/1000 Wide



**Base Under Oven**  
600 Wide



**Sink Base**  
600 wide



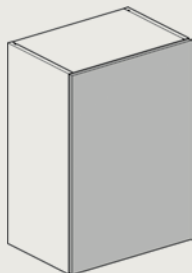
**Belfast Sink**  
600 Wide



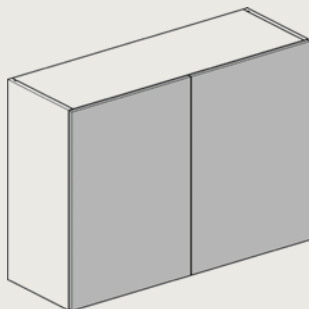
## ► WALL CABINETS

- ✓ Wall Cabinets are 720mm & 900mm H x 330mm D
- ✓ Bridging Cabinets are 360mm H x 330mm D
- ✓ Includes tool-less adjustable hanging brackets

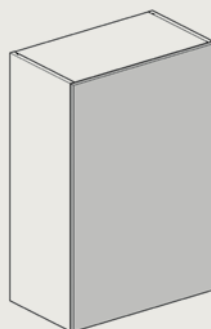
- ✓ Hinge plate positions are centred 100mm top and bottom to suit a door drilling of 98mm top and bottom
- ✓ Hinge plate positions are pre-drilled for euro screws



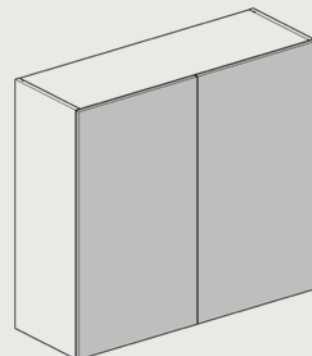
**Wall**  
300/400/450/500/600 Wide



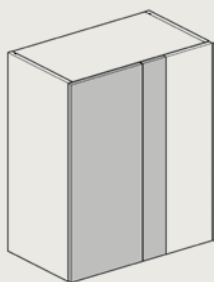
**Double Wall**  
700/800/900/1000 Wide



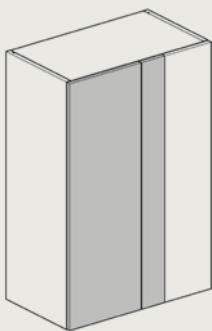
**Wall (tall)**  
300/400/500/600 Wide



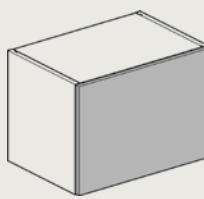
**Double Wall (tall)**  
800/900/1000 Wide



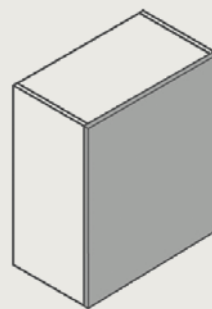
**Blind Corner Wall**  
600 Wide



**Blind Corner Wall (tall)**  
600 Wide



**Bridging**  
500/600/800/900/1000 Wide



**Boiler Cabinet**  
(Ready to Assemble)  
600 Wide (450D, no back)

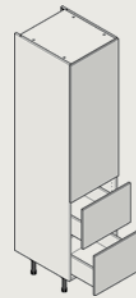


# ► TOWER CABINETS

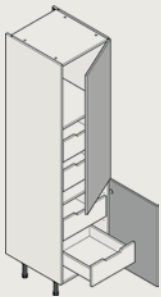
- ✓ Tower Cabinets are 1970mm (standard) & 2150mm (tall) H x 570mm D
- ✓ Hinge plate positions are pre-drilled for euro screws
- ✓ Includes tool-less adjustable legs 150mm H
- ✓ Shelf packs included



**Larder (standard)**  
300/400/500/600 Wide



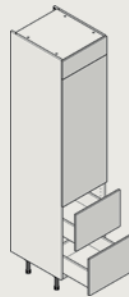
**Larder with 2 Pan Drawers (standard)**  
500/600 Wide



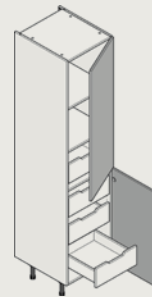
**Larder with Inner Drawers (standard)**  
500/600 Wide



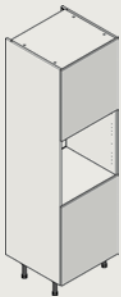
**Larder (tall)**  
300/400/500/600 Wide



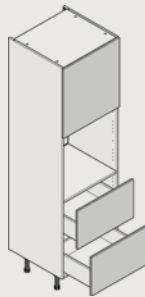
**Larder with 2 Pan Drawers (tall)**  
500/600 Wide



**Larder with Inner Drawers (tall)**  
500/600 Wide



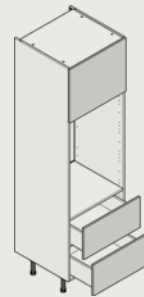
**Single Oven (standard)**  
600 Wide



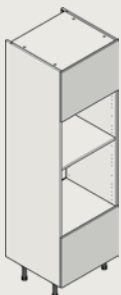
**Single Oven with 2 Pan Drawers (standard)**  
600 Wide



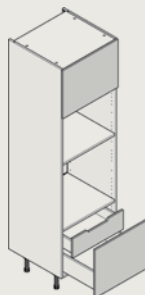
**Double Oven (standard)**  
600 Wide



**Double Oven with 2 Pan Drawers (standard)**  
600 Wide



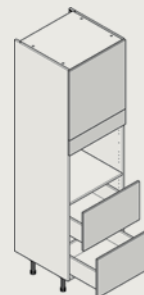
**Single Oven + Compact / Microwave (standard)**  
600 Wide



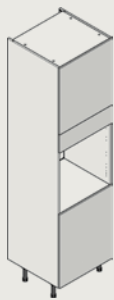
**Single Oven + Compact / Microwave with 1 Pan Drawer + 1 Inner Drawer (standard)**  
600 Wide



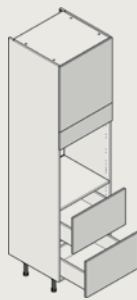
**Compact / Microwave (standard)**  
600 Wide



**Compact / Microwave with 2 Pan Drawers (standard)**  
600 Wide



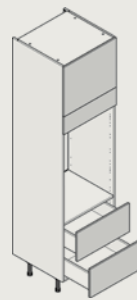
**Single Oven (tall)**  
600 Wide



**Single Oven with  
2 Pan Drawers (tall)**  
600 Wide



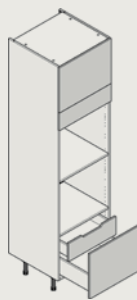
**Double Oven (tall)**  
600 Wide



**Double Oven with  
2 Pan Drawers (tall)**  
600 Wide



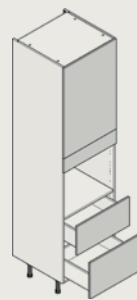
**Single Oven + Compact /  
Microwave (tall)**  
600 Wide



**Single Oven + Compact /  
Microwave with 1 Pan Drawer  
+ 1 Inner Drawer (tall)**  
600 Wide



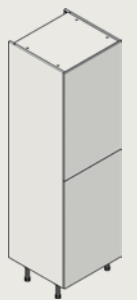
**Compact /  
Microwave (tall)**  
600 Wide



**Compact / Microwave  
with 2 Pan Drawers (tall)**  
600 Wide



**70/30 Cooling  
(standard)**  
600 Wide



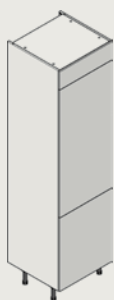
**50/50 Cooling  
(standard)**  
600 Wide



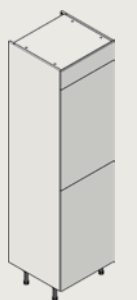
**Single Cooling  
(standard)**  
600 Wide



**Single Cooling with  
2 Pan Drawers (standard)**  
600 Wide



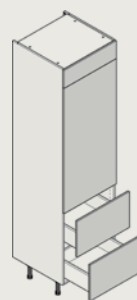
**70/30 Cooling (tall)**  
600 Wide



**50/50 Cooling (tall)**  
600 Wide



**Single Cooling (tall)**  
600 Wide

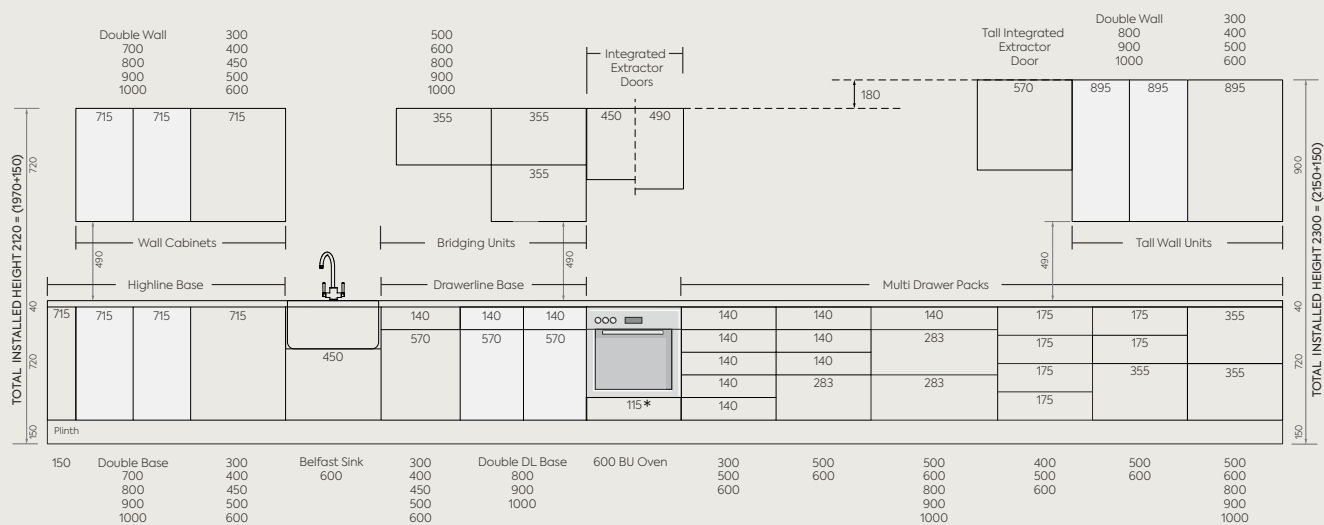


**Single Cooling with  
2 Pan Drawers (tall)**  
600 Wide

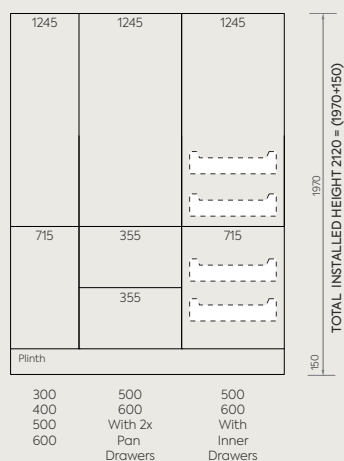


# CABINET STANDARD FASCIA SIZE MATRIX

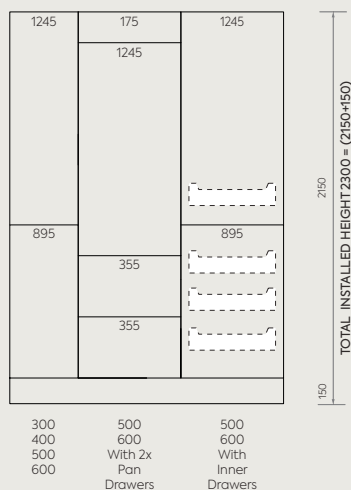
## DOOR & DRAWER COMBINATIONS



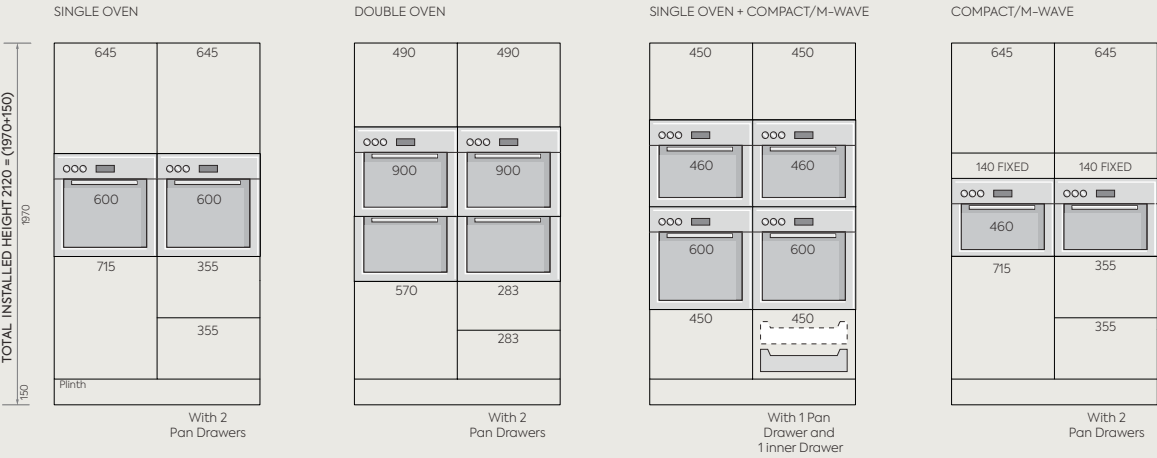
## STANDARD LARDER UNITS



## TALL LARDER UNITS



# STANDARD INTEGRATED COOKING



# TALL INTEGRATED COOKING

